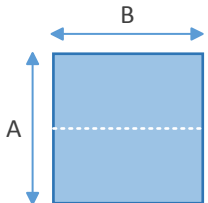
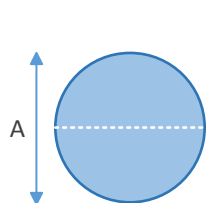
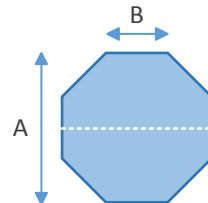
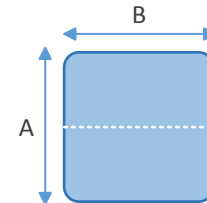
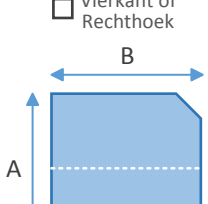
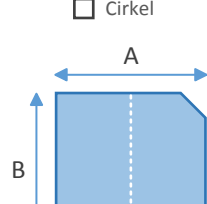
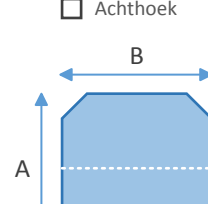
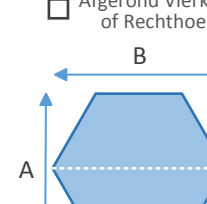
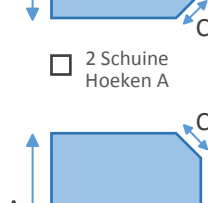
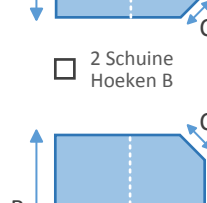



STAP 1 Dealer Informatie	
Naam	E-mail
Adres	Order Referentie
Postcode & Plaats	Land

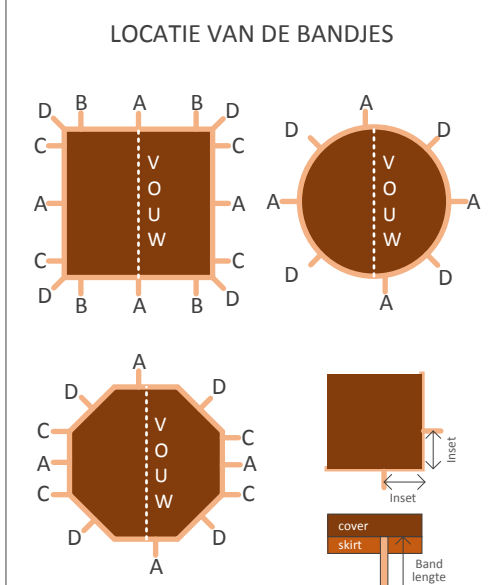
STAP 2 Selecteer de vorm van de Spa Cover

Selecteer de vorm van de cover en vul alle afmetingen in, gemeten vanaf de buitenrand van de kuip

AFMETINGEN Skirt

			
<input type="checkbox"/> Vierkant of Rechthoek	<input type="checkbox"/> Cirkel	<input type="checkbox"/> Achthoek	<input type="checkbox"/> Afgerond Vierkant of Rechthoek
			
<input type="checkbox"/> 2 Schuine Hoeken A	<input type="checkbox"/> 2 Schuine Hoeken B	<input type="checkbox"/> 4 Schuine Hoeken	<input type="checkbox"/> Zeshoek
			
<input type="checkbox"/> 1 Schuine Hoek A	<input type="checkbox"/> 1 Schuine Hoek B	<input type="checkbox"/> HotSpring Elliptisch Serie Nr. _____	

LOCATIE VAN DE BANDJES



Bandjes Locatie

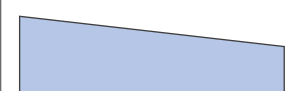
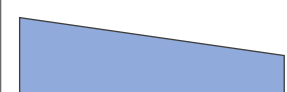
Band Lengte

Band Inset

STAP 3 Kies een Kleur

<input type="checkbox"/> Rust	<input type="checkbox"/> Dark Green	<input type="checkbox"/> Mahogany
<input type="checkbox"/> Wine	<input type="checkbox"/> Black	<input type="checkbox"/> Bourbon
<input type="checkbox"/> Tan	<input type="checkbox"/> Dark Grey	<input type="checkbox"/> Oxen
<input type="checkbox"/> Dark Blue	<input type="checkbox"/> Coastal Grey	<input type="checkbox"/> Parchment
<input type="checkbox"/> Sky Blue	<input type="checkbox"/> Walnut	

STAP 4 Kies Dikte en Tapering van de Isolatie

	4 - 2,5" (10 - 6 cm)	<input type="checkbox"/>
	5 - 3" (12,5 - 7,5 cm)	<input type="checkbox"/>

STAP 5 Spa Informatie

Spa Merk	Model	Bouwjaar
----------	-------	----------

Speciale Instructies / Tekening Bijgevoegd

De cover zal worden vervaardigd volgens de afmetingen en keuzes op dit formulier. Coastline Wellness neemt geen enkele verantwoordelijkheid indien de verstrekte afmetingen onjuist zijn.